Multiple District 3233

As of October 2026 Cumulative

Year	New Clubs	Dropped Clubs	Gain/ Loss Clubs	New Members	Charter Members	Reinstate Members	Transfer Members	Total Member Added	Total Members Dropped	Gain/ Loss Members
2022-2023	23	71	-48	1,958	1,105	404	154	3,621	4,551	-930
2023-2024	62	28	34	1,754	1,649	415	133	3,951	4,054	-103
2024-2025	43	58	-15	3,081	1,395	746	248	5,470	4,973	497
2025-2026	171	41	130	2,829	3,827	588	343	7,587	6,084	1,503
2026-2027	15	1	14	589	362	133	29	1,113	723	390
Average	**63**	**40**	**23**	**2,042**	**1,668**	**457**	**181**	**4,348**	**4,077**	**271**

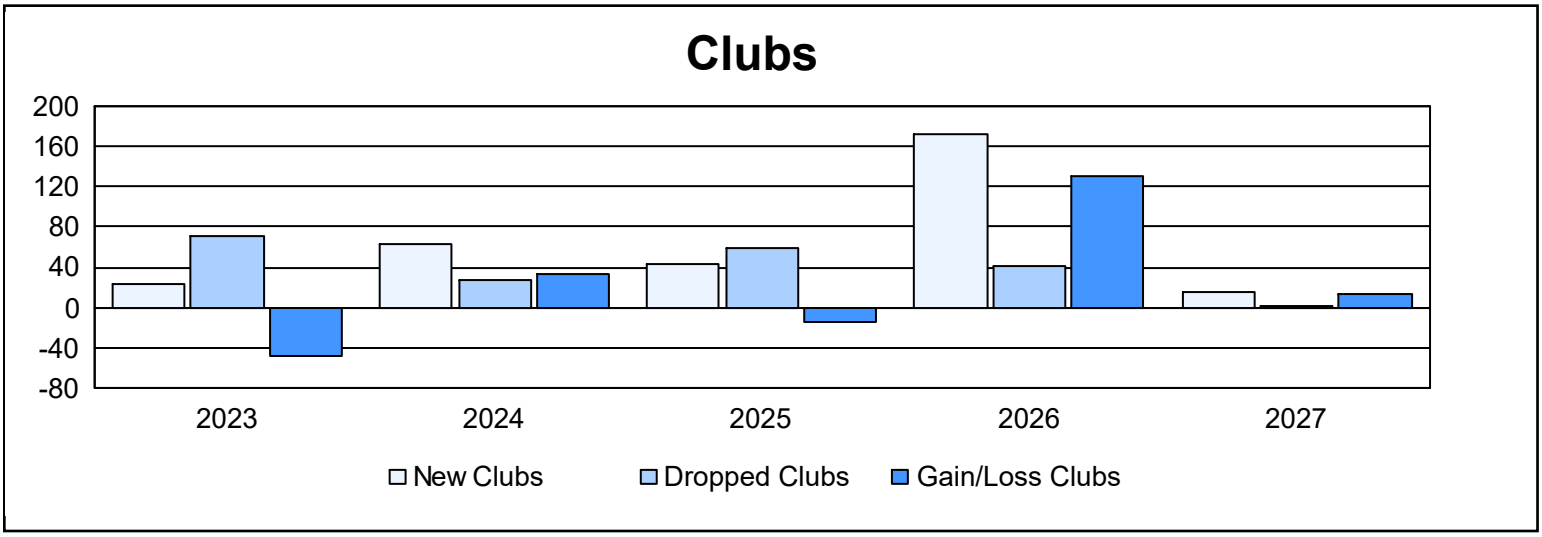

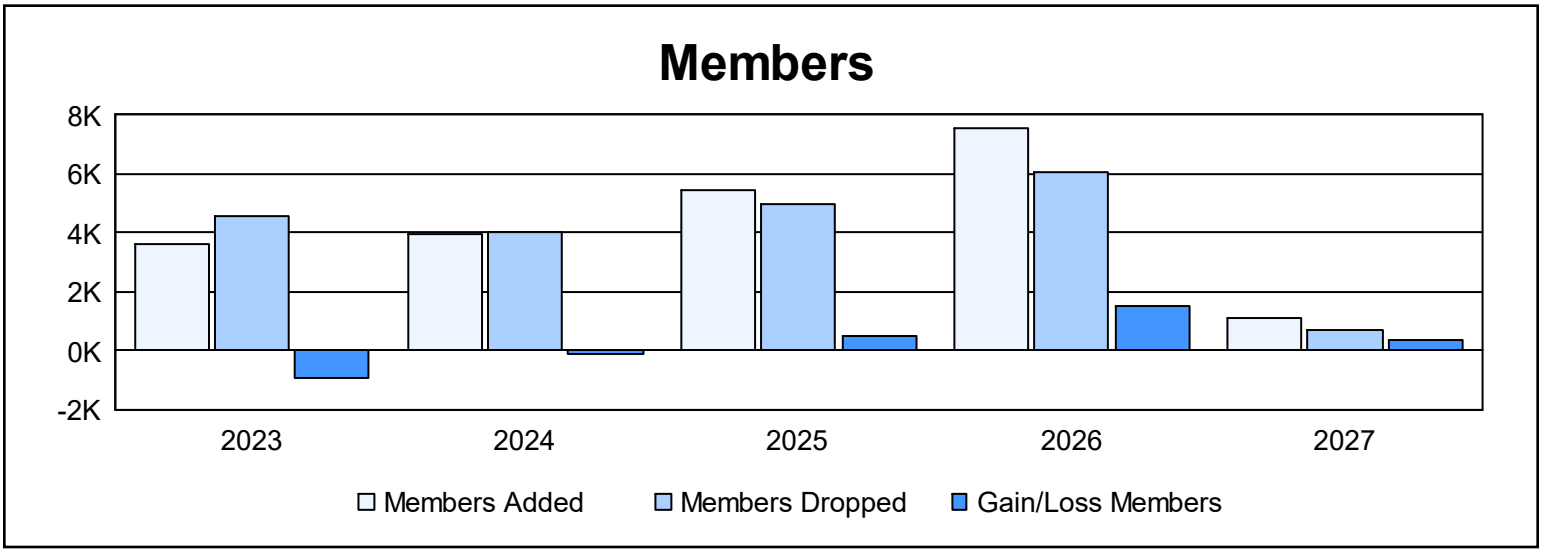

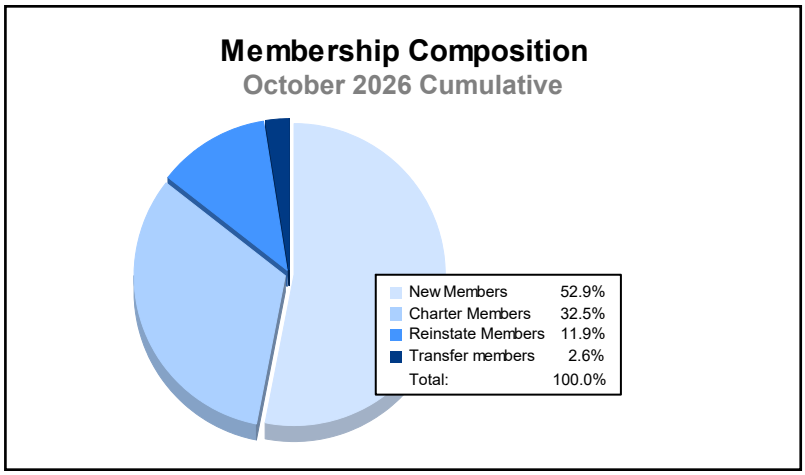
Membership Composition
October 2026 Cumulative
New Members 52.9%
Charter Members 32.5%
Reinstate Members 11.9%
Transfer members 2.6%
Total: 100.0%

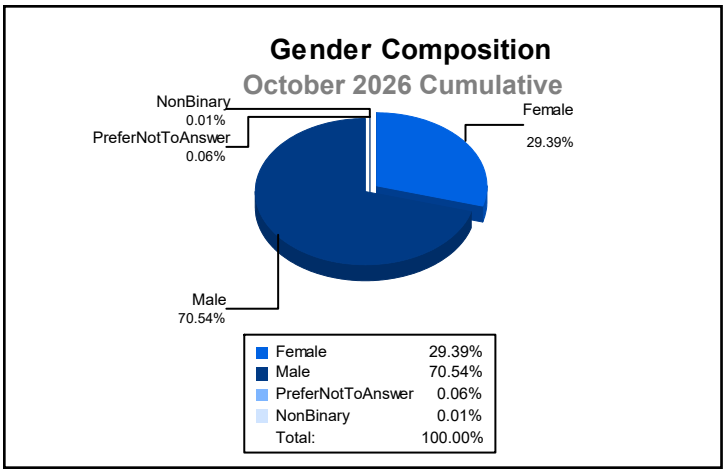
Gender Composition
October 2026 Cumulative
NonBinary
0.01%
PreferNotToAnswer
0.06%
Female
29.39%
Male
70.54%
Female 29.39%
Male 70.54%
PreferNotToAnswer 0.06%
NonBinary 0.01%
Total: 100.00%